


Sorting Activity

# Weathering, Erosion, or Deposition?

By Laura Candler



# Weathering, Erosion, or Deposition?



Group Size: Pairs or Teams


## Materials:

Weathering, Erosion, and Deposition definitions  
Weathering, Erosion, and Deposition cards  
Heading Cards and Answer Key

## Directions

1. Review and discuss the meanings of weathering, erosion, and deposition. How are they alike and different?
2. Cut apart the three Weathering, Erosion, and Deposition heading cards with the arrows and the Answer Key. Turn the Answer Key face down and spread the heading cards out on a table in the middle of the team.
3. Cut apart the sixteen example cards. Shuffle the cards and place them face down in a pile.
4. One person flips over an example card and reads it aloud. He or she identifies the card as weathering, erosion, or deposition. If everyone agrees, the card is placed face up on the correct heading card, right under the arrow. If some team members don't agree, review the meanings of these three terms and think about which term best describes the example on the card.
5. The next person flips over another example card and follows the directions in Step 3. Continue taking turns until all example cards are placed below a heading card.
6. Turn over the answer key and check your answers.

# Weathering, Erosion, or Deposition?



Group Size: Pairs or Teams

## Materials:


Weathering, Erosion, and Deposition definitions  
Weathering, Erosion, and Deposition cards  
Heading Cards and Answer Key

## Directions

1. Review and discuss the meanings of weathering, erosion, and deposition. How are they alike and different?
2. Cut apart the three Weathering, Erosion, and Deposition heading cards with the arrows and the Answer Key. Turn the Answer Key face down and spread the heading cards out on a table in the middle of the team.
3. Cut apart the sixteen example cards. Shuffle the cards and place them face down in a pile.
4. One person flips over an example card and reads it aloud. He or she identifies the card as weathering, erosion, or deposition. If everyone agrees, the card is placed face up on the correct heading card, right under the arrow. If some team members don't agree, review the meanings of these three terms and think about which term best describes the example on the card.
5. The next person flips over another example card and follows the directions in Step 3. Continue taking turns until all example cards are placed below a heading card.
6. Turn over the answer key and check your answers.


# Weathering

The breaking down or disintegration of substances such as rocks and minerals by physical, chemical, or biological processes



# Erosion

The movement of sediment or soil from one location to another by means of water, ice, or wind




# Deposition

When particles carried by water, ice, or wind are deposited (dropped) in another location




# Weathering

The breaking down or disintegration of substances such as rocks and minerals by physical, chemical, or biological processes



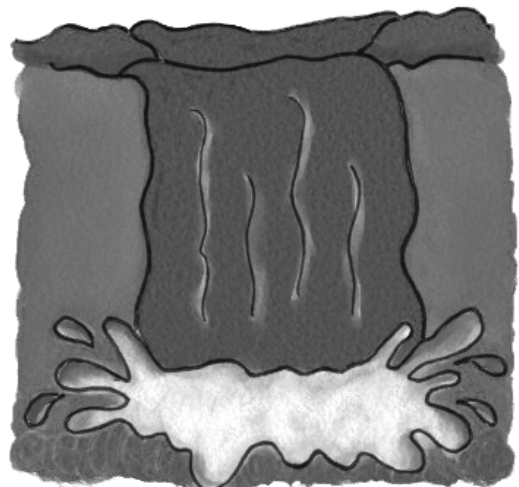
# Erosion

The movement of sediment or soil from one location to another by means of water, ice, or wind



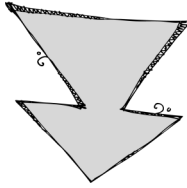
# Deposition

When particles carried by water, ice, or wind are deposited (dropped) in another location

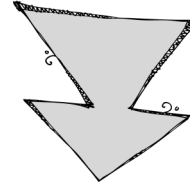


# Header Cards and Answer Key

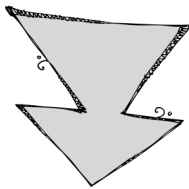
## Weathering



## Erosion



## Deposition



## Answer Key

Weathering  
1, 7, 9, 11, 12, 14

Erosion  
2, 4, 10, 13, 16

Deposition  
3, 5, 6, 8, 15

# Weathering, Erosion, or Deposition?

1

Flood water pounding against a canyon wall and wearing it down

2

Rain washing away soil from a hillside

3

Layers of sediment forming at the bottom of the ocean

4

A mudslide flowing down a steep hill

5

Glaciers dropping rock and sand to form terminal moraines

6

Waves dropping sand on the beach

7

Caves being formed by acid rain dissolving underground limestone

8

Deltas forming at the mouths of rivers

# Weathering, Erosion, or Deposition?

9

Water getting into cracks, freezing, and breaking the rocks or pavement apart

10

Wind blowing sand from one location to another

11

Wind blasting sand at rock and carving out arches

12

Glaciers scraping rocks across the earth's surface

13

Muddy water being carried away by a fast-moving river

14

Rocks being made smooth by tumbling across a streambed

15

Ponds filling up with sediment and becoming marshes

16

Flood waters moving soil from one location to another



## Copyright and Permission Info

Weathering, Erosion, or Deposition Sorting Activity is protected by copyright, but it's a free item so it may be shared with others as long as the packet is kept intact and not included in a freebie or product. Copyright information and the [www.lauracandler.com](http://www.lauracandler.com) URL must appear on each page. If you include a reference to the activity online, please link to the document on my website or TpT store. Thanks! ~ Laura Candler



Website: [www.lauracandler.com](http://www.lauracandler.com)

Pinterest: [www.pinterest.com/lauracandler](http://www.pinterest.com/lauracandler)

Facebook: [www.facebook.com/teachingresources](http://www.facebook.com/teachingresources)

TpT Store: [www.teacherspayteachers.com/Store/Laura-Candler](http://www.teacherspayteachers.com/Store/Laura-Candler)

Corkboard Connections Blog: [www.corkboardconnections.com](http://www.corkboardconnections.com)

Candler's Classroom Connections: [www.lauracandler.com/signup.php](http://www.lauracandler.com/signup.php)

## Artwork Credits

Ginger Snaps Clip Art

[www.teacherspayteachers.com/Store/Ginger-Snaps-Clip-Art](http://www.teacherspayteachers.com/Store/Ginger-Snaps-Clip-Art)

Artifex

[www.teacherspayteachers.com/Store/Artifex](http://www.teacherspayteachers.com/Store/Artifex)

Mad Clips Factory

[www.teacherspayteachers.com/Store/Mad-Clips-Factory](http://www.teacherspayteachers.com/Store/Mad-Clips-Factory)

Pink Pueblo

[www.teacherspayteachers.com/Store/Pinkpueblo](http://www.teacherspayteachers.com/Store/Pinkpueblo)

KPM Doodles

[www.teacherspayteachers.com/Store/Kpm-Doodles](http://www.teacherspayteachers.com/Store/Kpm-Doodles)





Teaching Resources  
www.lauracandler.com

# Laura Candler's TpT Store

If you enjoyed the materials in this teaching resources pack, you might also enjoy these ebooks and lessons. You can purchase them from my store on [TeachersPayTeachers.com](http://TeachersPayTeachers.com) by clicking the links below or by visiting my Teaching Resources website: [www.lauracandler.com](http://www.lauracandler.com).



Laura Candler

Classroom Book Clubs

Character Bio Reports

Analyzing Character Traits

Powerful Poetry Combo

Plural Noun Showdown

Sentence Go Round

Writing Powerful Poetry

Customary Measurement

Conversions



Geometry: Exploring the Basics

Math Stations for Middle Grades (3-8)

Polygon Explorations

Talking Sticks Discussions (CCSS Aligned)

Teaching Multiple Intelligence Theory

Place Value Spinner Games

Fraction Spinner Games

Simplify and Snap Fraction Game

Order of Operations Bingo

Seasonal Teaching Packs

October

November

December

January

February (Free!)

March

April

